









Semaine : Du 11 Octobre au 17 Novembre 2024

FECULENTS								
	Prix moyens pratiqués sur les marchés dans les centres urbains						Var. %	
	Abidjan	San - Pédro	Bouaké	Yakro	Man	Korhogo		
	Kponan	700	700	600	600	570	700	-0,51%
	Assawa	650	500	350	400	610	500	-8,51%
	Bètè bètè	---	---	---	---	---	---	0,00%
	Kinglè	---	---	---	---	---	---	0,00%
	Manioc	550	190	460	190	140	270	6,51%
	Pomme de terre	900	700	920	700	900	1000	13,78%
	Patate douce	---	---	---	---	---	---	---

CEREALES								
		Abidjan	San - Pédro	Bouaké	Yakro	Man	Korhogo	Var. %
	Mil	800	700	600	600	500	600	-4,04%
								
	Arachide décortiquée	1500	1000	900	1000	900	670	1,19%
								
	Haricot Céréales blanc (niébé)	1200	1300	1100	800	500	1000	-1,67%
								
	Riz local (Longs Grains)	700	600	650	700	700	500	0,00%

LEGUMES & FRUITS



	Abidjan	San - Pédro	Bouaké	Yakro	Man	Korhogo	Var. %
Tomate type salade	700	500	400	500	700	700	4,48%
Piment	1560	1110	580	1430	1560	1110	9,96%
Gombo Dioula	1190	480	690	670	690	630	0,00%
Gombo Baoulé	690	780	610	710	660		8,95%
Aubergine n'drowa	580	310	300	330	170	240	-25,48%
Aubergine violette	400	590	250	280	330		0,00%
Oignon "Violet de Galmi" Niger	1000		700	600	600		-3,33%
Oignon blanc	900	500	600	500	600	600	15,63%
Carotte	1200	800	1200	1500	1500	240	-0,77%
Chou vert	500	360	250	590	180	360	0,00%
Courgette	---	---	---	---	---	---	---
Navet	---	---	---	---	---	---	---
Poivron	---	---	---	---	---	---	---
Concombre	---	---	---	---	---	---	---
Haricot vert	---	---	---	---	---	---	---
Banane douce							0,00%
Orange							0,00%
Banane plantain	670	560	500	240	140	340	-10,91%
Ananas	---	---	---	---	---	---	---
Avocat							0,00%
Papaye	---	---	---	---	---	---	---
Citron							0,00%
Gingembre							0,00%



Graine de palme	1000	450	400	630	180	500	17,04%
-----------------	------	-----	-----	-----	-----	-----	--------