









**Semaine : Du 01 au 07 Avril 2024**

FECULENTS							
	Prix moyens pratiqués sur les marchés dans les centres urbains						Var. %
	Abidjan	San - Pédro	Bouaké	Yakro	Man	Korhogo	
	Kponan	560	700	800	400		2,93%
	Assawa			700	250		0,00%
	Bètè bètè	300	250	300	250	---	-4,76%
	Kinglè	400	400	350	430	---	0,00%
	Manioc	360	140	270	120		-6,56%
	Pomme de terre	630	530	700	650		-5,81%
	Patate douce	---	---	---	---	---	---

CEREALES								
		<b>Abidjan</b>	<b>San - Pédro</b>	<b>Bouaké</b>	<b>Yakro</b>	<b>Man</b>	<b>Korhogo</b>	<b>Var. %</b>
	Mil	620	450	450	530		500	-4,14%
								
	Arachide décortiquée	1180		900	1000		660	-2,09%
								
	Haricot Céréales blanc (niébé)	590	600	500	500		500	-5,28%
								
	Riz local (Longs Grains)	590	450	650	650		400	1,86%

**LEGUMES & FRUITS**



	Abidjan	San - Pédro	Bouaké	Yakro	Man	Korhogo	Var. %
Tomate type salade	560	650	600	700		530	-10,85%
Piment	970	870	720	1240		1180	-28,65%
Gombo Dioula	1680	900	980	1210		910	-4,38%
Gombo Baoulé	1070		1090	1100			-1,51%
Aubergine n'drowa	850	840	500	480		420	24,10%
Aubergine violette	530	970	350	410			15,90%
Oignon "Violet de Galmi" Niger	470	400	400	500		390	-6,09%
Oignon blanc	660		600	700		500	-9,29%
Carotte	1330	1200	1300	1200		870	11,11%
Chou vert	490	430	330	650		250	-3,15%
Courgette	---	---	---	---	---	---	---
Navet	---	---	---	---	---	---	---
Poivron	---	---	---	---	---	---	---
Concombre	---	---	---	---	---	---	---
Haricot vert	---	---	---	---	---	---	---
Banane douce	440	290	340	340		320	6,79%
Orange	380	500	500	320			34,92%
Banane plantain	450	430	510	400		270	4,04%
Ananas	---	---	---	---	---	---	---
Avocat	380	290	430	560			-1,78%
Papaye	---	---	---	---	---	---	---
Citron	1580	2100	470	340		900	-8,64%
Gingembre	440	300	300	500		200	-3,33%



Graine de palme	300	200	190	250		330	-9,29%
-----------------	-----	-----	-----	-----	--	-----	--------